



PDLIM5 Polyclonal Antibody

Catalog No	YP-Ab-17065
Isotype	IgG
Reactivity	Human;Rat;Mouse;
Applications	WB;IHC
Gene Name	PDLIM5
Protein Name	PDZ and LIM domain protein 5
Immunogen	The antiserum was produced against synthesized peptide derived from human PDLIM5. AA range:208-257
Specificity	PDLIM5 Polyclonal Antibody detects endogenous levels of PDLIM5 protein.
Formulation	Liquid in PBS containing 50% glycerol, 0.5% BSA and 0.02% sodium azide.
Source	Polyclonal, Rabbit,IgG
Purification	The antibody was affinity-purified from rabbit antiserum by affinity-chromatography using epitope-specific immunogen.
Dilution	WB 1:500-2000;IHC-p 1:50-300
Concentration	1 mg/ml
Purity	≥90%
Storage Stability	-20°C/1 year
Synonyms	PDLIM5; ENH; L9; PDZ and LIM domain protein 5; Enigma homolog; Enigma-like PDZ and LIM domains protein
Observed Band	64kD
Cell Pathway	Cell junction, synapse, postsynaptic density . Cell junction, synapse, presynapse . Cell junction, synapse, postsynapse . Cytoplasm, cytosol . Detected both at presynaptic and postsynaptic sites, exclusively at excitatory synapses, but not inhibitory synapses, in hippocampal neurons. .
Tissue Specificity	Heart and skeletal muscle specific. Expression is commonly increased in the brain of patients with bipolar disorder, schizophrenia, and major depression.
Function	caution:The sequence shown here is derived from an Ensembl automatic analysis pipeline and should be considered as preliminary data.,disease:May play a role in genetic susceptibility to schizophrenia. PDLIM5 is commonly increased in the brain of patients with bipolar disorder, schizophrenia, and major depression.,function:May play an important role in the heart development by scaffolding PKC to the Z-disk region.,similarity:Contains 1 PDZ (DHR) domain.,similarity:Contains 3 LIM zinc-binding domains.,subunit:Interacts with various PKC isoforms through the LIM domains. Interacts with actin and alpha-actinin through the PDZ domain.,tissue specificity:Heart and skeletal muscle specific.,



Background

This gene encodes a member of a family of proteins that possess a 100-amino acid PDZ domain at the N terminus and one to three LIM domains at the C-terminus. This family member functions as a scaffold protein that tethers protein kinases to the Z-disk in striated muscles. It is thought to function in cardiomyocyte expansion and in restraining postsynaptic growth of excitatory synapses. Alternative splicing of this gene results in multiple transcript variants. [provided by RefSeq, Jan 2012],


matters needing attention

Avoid repeated freezing and thawing!


Usage suggestions

This product can be used in immunological reaction related experiments. For more information, please consult technical personnel.

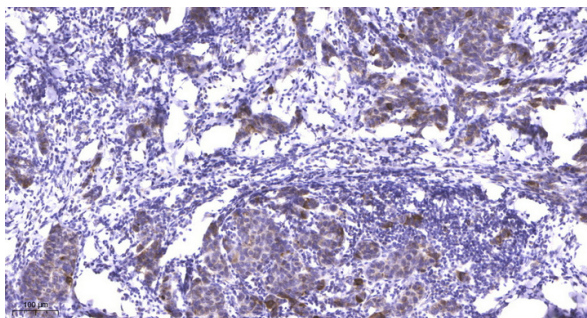
Products Images



Western Blot analysis of A549 cells using PDLIM5 Polyclonal Antibody



Western blot analysis of lysate from A549 cells, using PDLIM5 antibody.



Immunohistochemical analysis of paraffin-embedded human Breast cancer. 1, Antibody was diluted at 1:200(4° overnight). 2, Tris-EDTA,pH9.0 was used for antigen retrieval. 3,Secondary antibody was diluted at 1:200(room temperature, 45min).